

# FTA

FEDERAL TRANSIT ADMINISTRATION

## Information on Trespasser Events Data from FTA's National Transit Database

**John D. Giorgis**  
Director, Office of Strategic Planning & Analysis

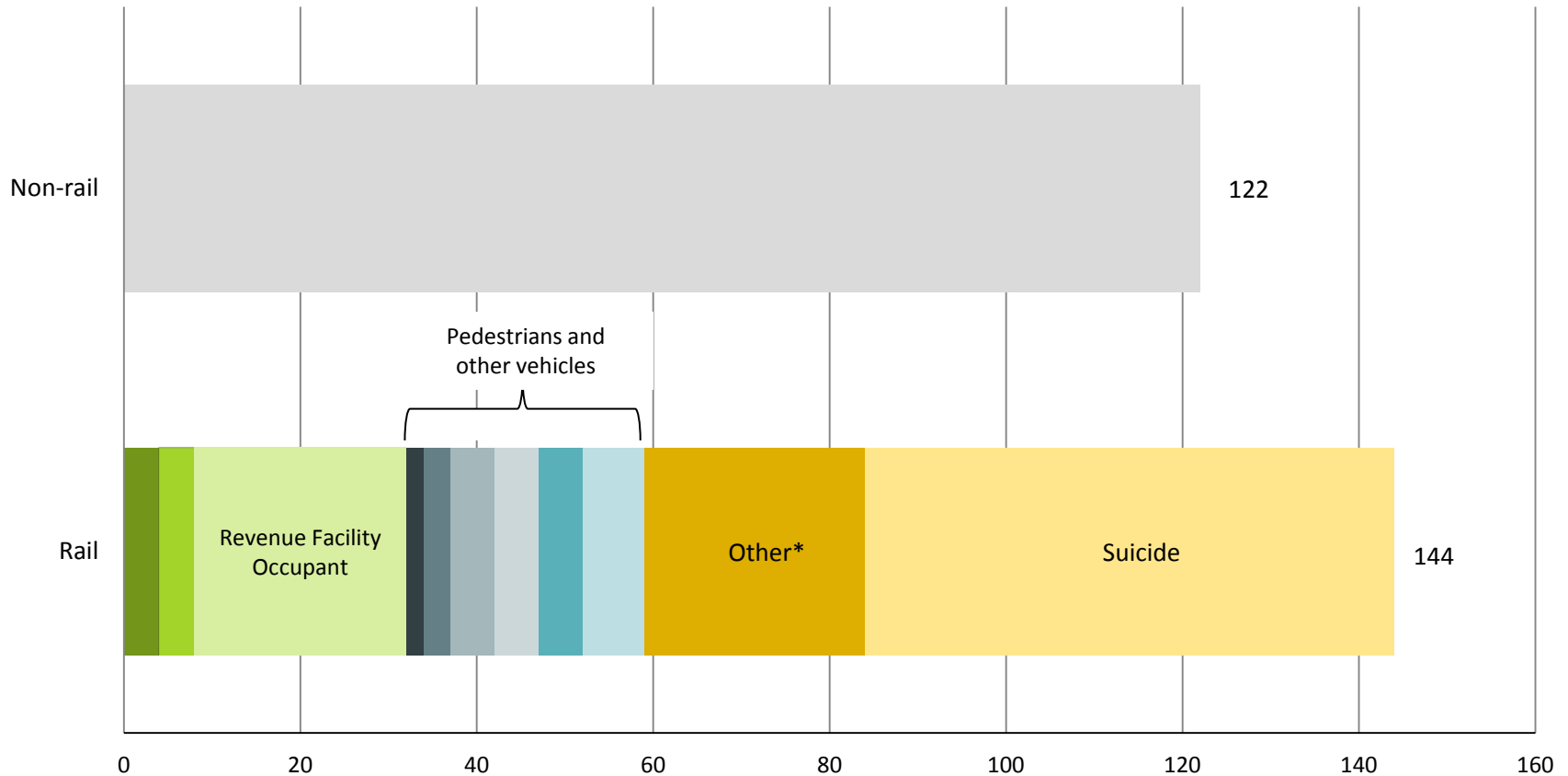


U.S. Department of Transportation  
Federal Transit Administration

# Overview of the National Transit Database

- Established in 1979 to collect operating, financial, and capital asset data
- Beneficiaries of FTA's two primary formula programs must report
- Data used for formula apportionments
- Safety event reporting began in 2002
- All rail systems report monthly

## Rail Accounted for 54% of Transit Fatalities in 2013



\*in nearly all cases, these consist of a pedestrian that was struck by a transit vehicle. These may be coded as "other" because in some cases it may have not been clear whether the individual was indeed struck by the train, or may have died from other hazards.

- Employee
- Passenger
- Revenue Facility Occupant
- Ped In Crossing
- Ped Not In Crossing
- Ped Crossing Tracks
- Ped Walking Along Tracks
- Bicyclist
- Other Vehicle Occupant
- Other\*
- Suicide



Heavy Rail (HR)



Light Rail (LR)



Streetcar (SR)



Hybrid Rail (YR)

# Heavy Rail Systems Account for 87% of Rail Ridership

Mode	Number of Systems (2013)	Ridership (UPT) (2014)	Directional Route Miles (2013)
Heavy Rail*	14	3,866,971,683	1,593
Light Rail	23	477,917,630	1,412
Streetcar	11	46,930,192	175
Hybrid Rail**	2	5,585,665	114
Other Rail***	10	31,022,554	44
<b>Grand Total</b>	<b>60</b>	<b>4,430,290,528</b>	<b>3,338</b>

\* - Excluding the PATH system, which is regulated by the Federal Railroad Administration (FRA).

\*\* - Excluding Austin Capital MetroRail, Denton County (TX) Express, and Portland West Side Express, which are regulated by FRA.

\*\*\* - This includes the Monorail, Automated Guideway, Cable Car, and Inclined Plane modes.

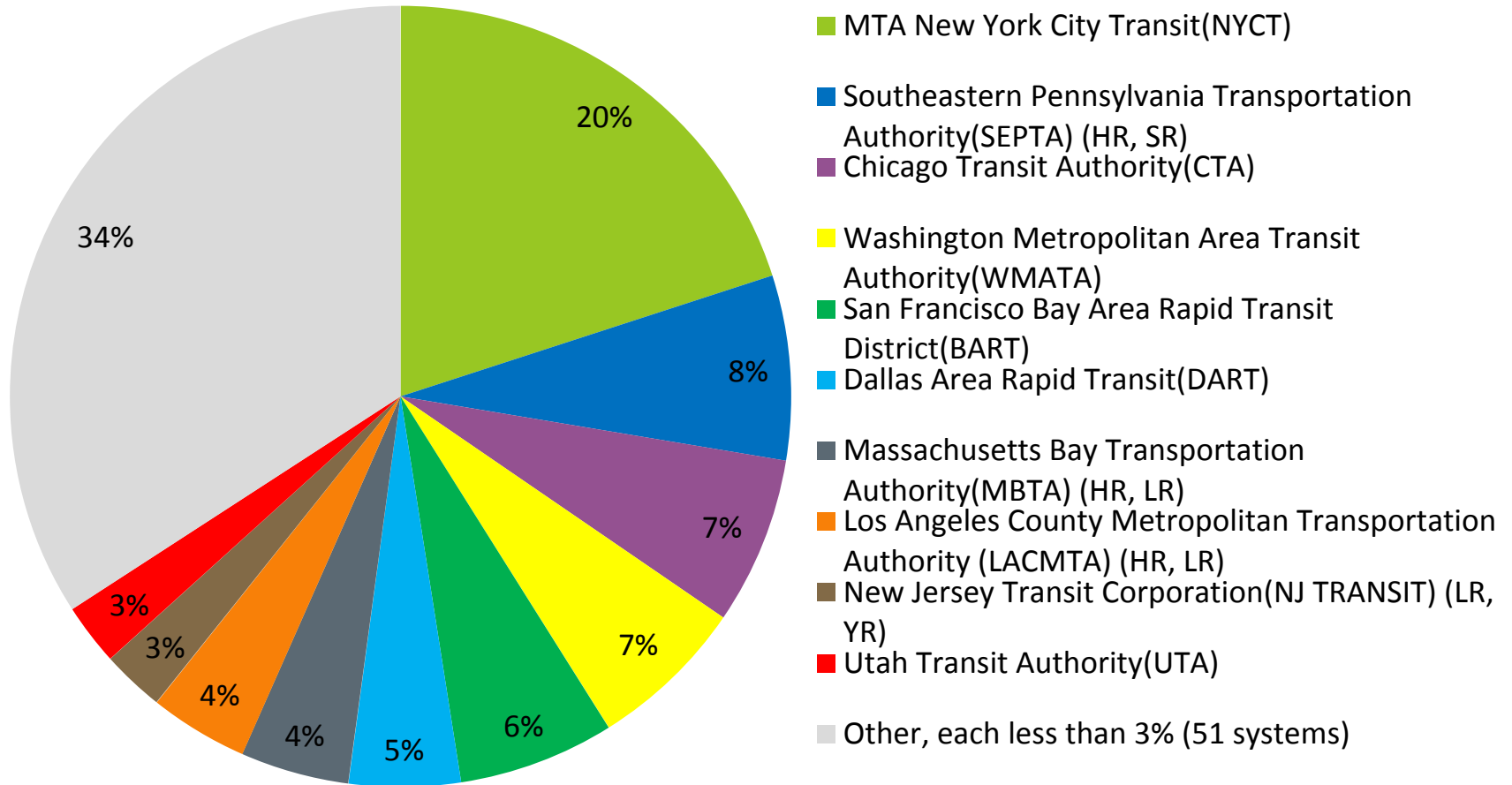
# More than Half of Track Mileage is Heavy Rail

Mode	At Grade			Elevated		Underground		Total Miles
	Exclusive Right-of-Way	With Cross Traffic <sup>1</sup>	Mixed and Cross Traffic <sup>2</sup>	Elevated on Structure	Elevated on Fill	Open-Cut	Subway	
Heavy Rail	738	32	-	505	108	64	784	2,231
Light Rail	320	734	59	153	81	53	83	1,484
Streetcar	4	47	244	1	0	-	5	301
Hybrid Rail	1	84	4	-	1	-	-	89
Other Rail	6	-	9	32	-	-	-	46
<b>Grand Total</b>	<b>1,068</b>	<b>897</b>	<b>316</b>	<b>691</b>	<b>191</b>	<b>117</b>	<b>872</b>	<b>4,151</b>

<sup>1</sup>Restricts all non-rail traffic from entering the right-of-way except to cross at grade level crossings

<sup>2</sup>No restrictions – non-rail traffic moves in the same direction, or cross directions may pass at multiple points

# Top 10 Systems Have 2/3 of Track Mileage



# Reportable Event Thresholds 2008-2014

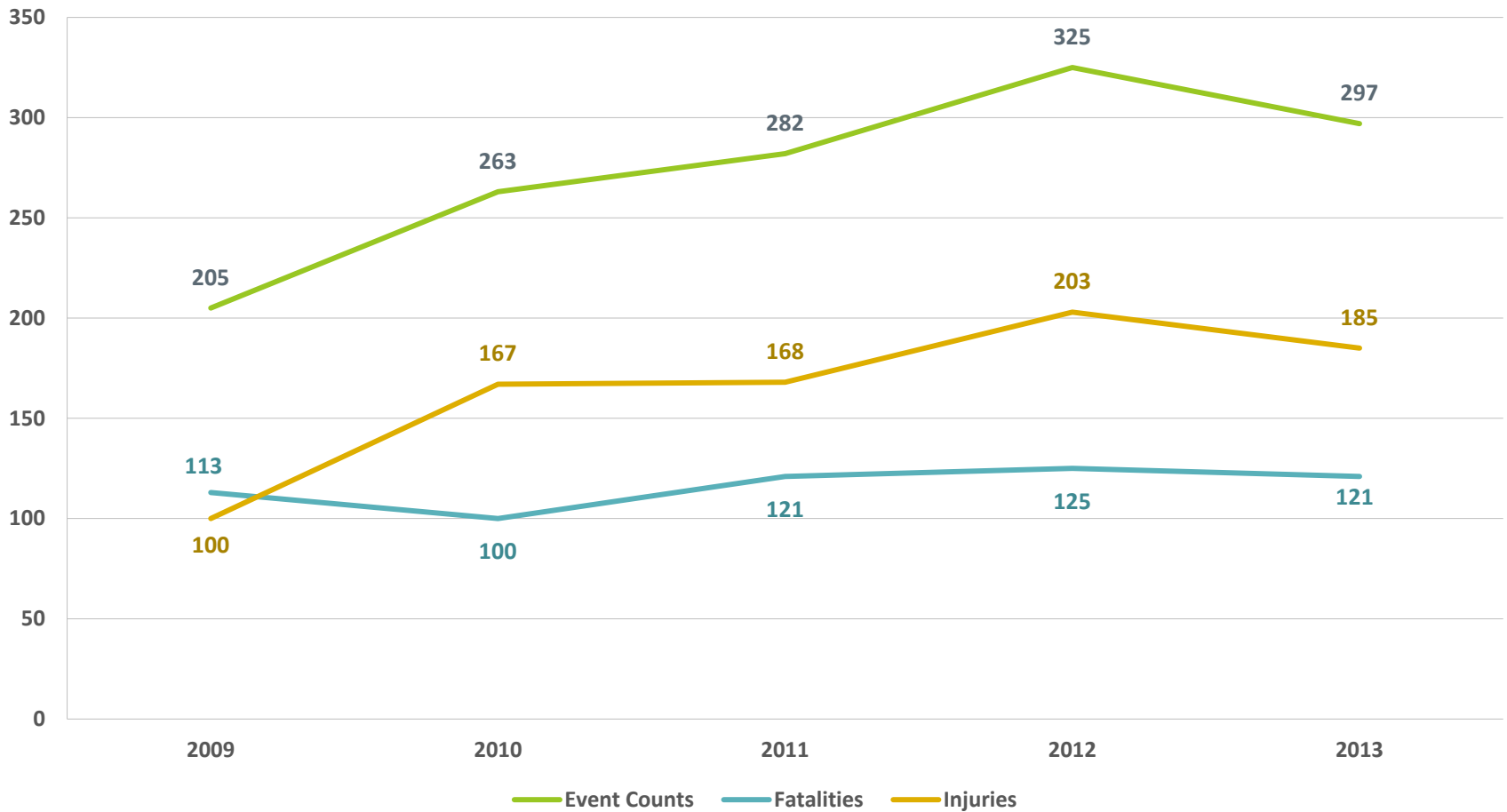
- Fatality (within 30 days of the event)
- Injury which involves immediate transport away from the scene for medical attention
  - Except single-injury falls
- Total estimated property damage of at least \$25,000
- Evacuation for Life-safety Reasons
- Mainline Derailment



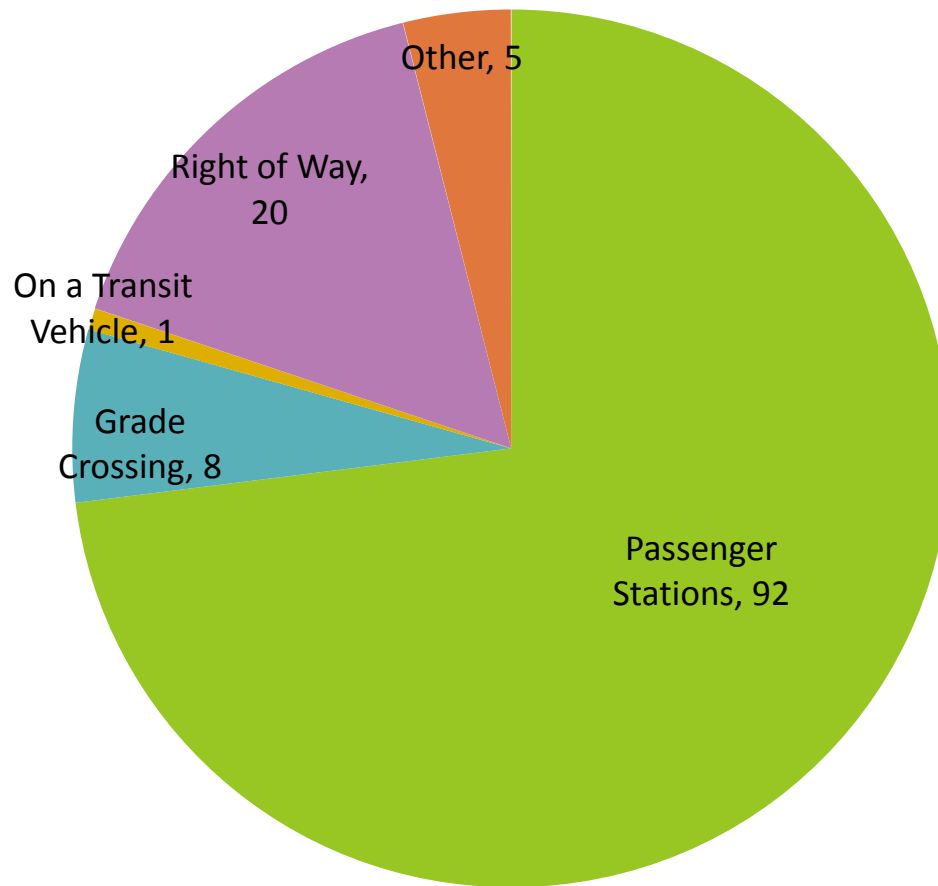
# NTD Records Trespasser Events, but Does Not Have a Single Trespasser Event Category

- Collision
- Derailment
- Fire
- Hazardous material spill
- Act of God (e.g., flood)
- System Security Event (e.g., suspicious package)
- Personal Security Event (e.g., assault, suicide, attempted suicide)
- Other Safety Occurrences Not Otherwise Classified (e.g. fall)

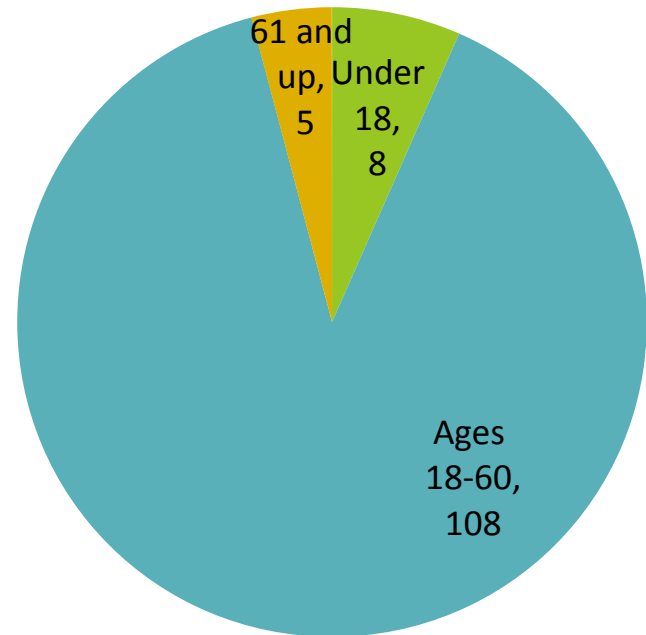
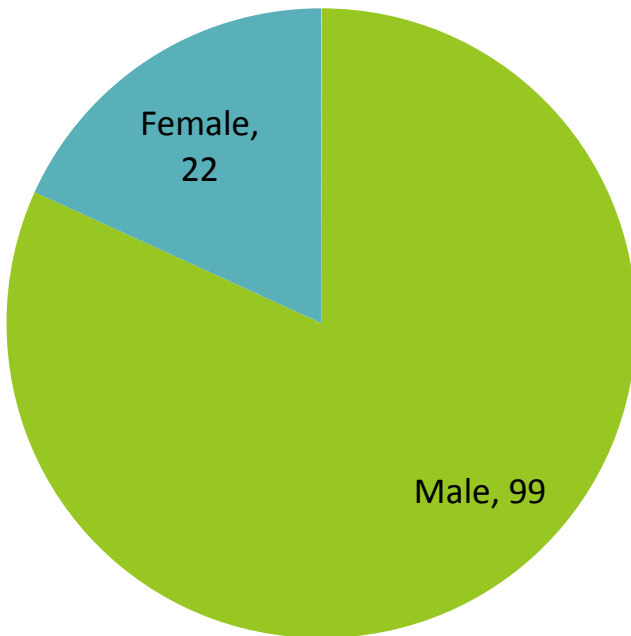
# “Trespasser” Events, 2009-2013



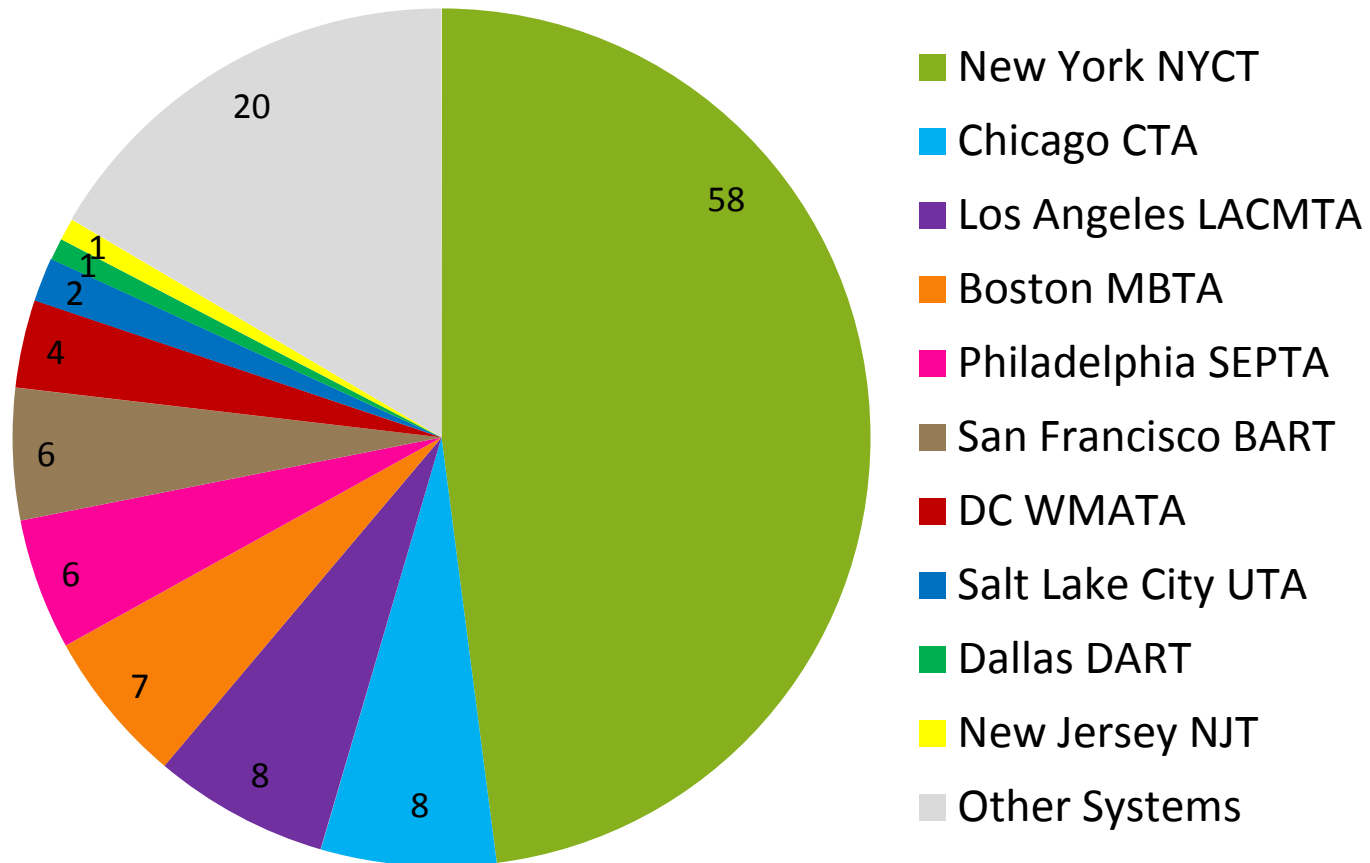
# Relatively Few Fatalities in Right of Way



# Fatalities Are Predominantly Males



# Fatalities Are Predominantly at the Largest Systems



# Vandalism

- Vandalism events are only recorded on the basis of meeting event threshold
- Only two events coded as “vandalism” that involved trespassers from 2009-2013
  - Copper wire cut inside two concrete vaults buried in the ground, resulting in \$38,000 of property damage
  - Individual broke through glass walls to vandalize equipment and furniture in a fixed route dispatch area, resulting in his injury

# Questions?

John D. Giorgis

Director, Strategic Planning & Analysis

[john.giorgis@dot.gov](mailto:john.giorgis@dot.gov)